

- Raw Edge and Cogged V-Belts
- Cut Edge V-belts

PRODUCT DESCRIPTION

The effectiveness of raw edge cogged belts is evident where the pulley diameters are extremely small, belt speed requirement is high, high levels of power transmissions are required, operating temperatures are quite high, Usage of wrapped construction belts is rendered expensive proposition and impractical.

Raw edge belts are best suited for such conditions because of the usage of high grade components that go into the manufacturing of these belts.

Our D&D production range for both types are, AX, BX, CX, 3VX, 5VX, XPZ, XPA, XPB

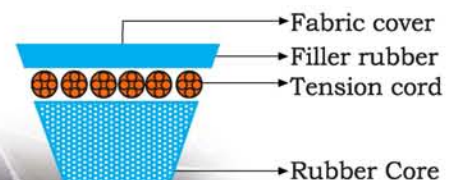
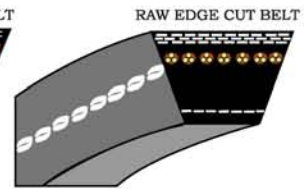
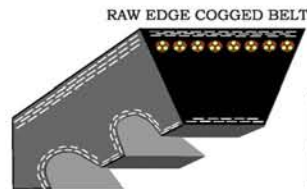
SECTION RANGE

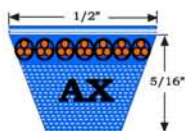
Section	Top width	Height	Length Range
ZX	10 mm	6 mm	450-2500 mm
AX	1/2"	5/16"	22"-200"
BX	21/32"	7/16"	30"-200"
CX	7/8"	17/32"	50"-220"
3VX	3/8"	21/64"	25"-150"
5VX	5/8"	35/64"	45"-200"
XPZ	9,7 mm	8 mm	630-4000 mm
XPA	12,7 mm	10 mm	800-4500 mm
XPB	17 mm	29/32"	1150-4750 mm

D&D POWER*DRIVE AX91
D&D POWER*DRIVE AX91
D&D POWER*DRIVE AX91

Profile section ←

Circumference Inside Length (Inch-Li) ←



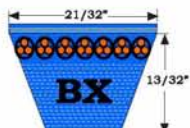


Manufacturing Range :20 - 103"
(ie. AX20 INSIDE LENGTH = AX22 OUTSIDE LENGTH)
Top width -1/2, Depth- 5/16

CONVENTIONAL RAW EDGE COGGED V-BELTS AX SECTION

Part Number	Approx. Outside Length (in)	Part Number	Approx. Outside Length (in)	Part Number	Approx. Outside Length (in)
AX20	22	AX51	53	AX82	84
AX21	23	AX52	54	AX83	85
AX22	24	AX53	55	AX84	86
AX23	25	AX54	56	AX85	87
AX24	26	AX55	57	AX86	88
AX25	27	AX56	58	AX87	89
AX26	28	AX57	59	AX88	90
AX27	29	AX58	60	AX89	91
AX28	30	AX59	61	AX90	92
AX29	31	AX60	62	AX91	93
AX30	32	AX61	63	AX92	94
AX31	33	AX62	64	AX93	95
AX32	34	AX63	65	AX94	96
AX33	35	AX64	66	AX95	97
AX34	36	AX65	67	AX96	98
AX35	37	AX66	68	AX97	99
AX36	38	AX67	69	AX98	100
AX37	39	AX68	70	AX99	101
AX38	40	AX69	71	AX100	102
AX39	41	AX70	72	AX103	105
AX40	42	AX71	73	AX105	107
AX41	43	AX72	74	AX110	112
AX42	44	AX73	75	AX112	114
AX43	45	AX74	76	AX120	122
AX44	46	AX75	77	AX128	130
AX45	47	AX76	78	AX136	138
AX46	48	AX77	79	AX144	146
AX47	49	AX78	80	AX158	160
AX48	50	AX79	81	AX173	175
AX49	51	AX80	82	AX180	182
AX50	52	AX81	83		

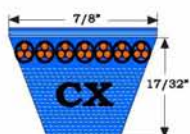




Manufacturing Range :22 - 103"
(ie. BX26 INSIDE LENGTH = BX29 OUTSIDE LENGTH)
Top width -21/32, Depth- 13/32

CONVENTIONAL RAW EDGE COGGED V-BELTS BX SECTION

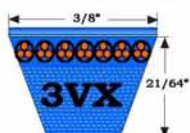
Part Number	Approx. Outside Length (in)	Part Number	Approx. Outside Length (in)	Part Number	Approx. Outside Length (in)
BX22	25	BX61	64	BX96	99
BX26	29	BX62	65	BX97	100
BX28	31	BX63	66	BX98	101
BX30	33	BX64	67	BX99	102
BX31	34	BX65	68	BX100	103
BX32	35	BX66	69	BX103	106
BX33	36	BX67	70	BX105	108
BX34	37	BX68	71	BX106	109
BX35	38	BX69	72	BX108	111
BX36	39	BX70	73	BX112	115
BX37	40	BX71	74	BX113	116
BX38	41	BX72	75	BX115	118
BX39	42	BX73	76	BX116	119
BX40	43	BX74	77	BX120	123
BX41	44	BX75	78	BX122	125
BX41.5	44,	BX76	79	BX124	127
BX42	45	BX77	80	BX126	129
BX43	46	BX78	81	BX128	131
BX44	47	BX79	82	BX133	136
BX45	48	BX80	83	BX136	139
BX46	49	BX81	84	BX140	143
BX47	50	BX82	85	BX144	147
BX48	51	BX83	86	BX148	151
BX49	52	BX84	87	BX150	153
BX50	53	BX85	88	BX154	157
BX51	54	BX86	89	BX158	161
BX52	55	BX87	90	BX162	165
BX53	56	BX88	91	BX173	176
BX54	57	BX89	92	BX180	183
BX55	58	BX90	93	BX192	195
BX56	59	BX91	94	BX195	198
BX57	60	BX92	95		
BX58	61	BX93	96		
BX59	62	BX94	97		
BX60	63	BX95	98		



Manufacturing Range :45 - 103"
(ie. BX26 INSIDE LENGTH = CX64 OUTSIDE LENGTH)
Top width -7/8, Depth- 17/32

CONVENTIONAL RAW EDGE COGGED V-BELTS CX SECTION

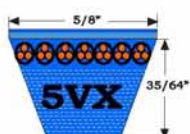
Part Number	Approx. Outside Length (in)	Part Number	Approx. Outside Length (in)	Part Number	Approx. Outside Length (in)
CX47	5	CX96	100	CX136	140
CX51	55	CX100	104	CX144	148
CX55	59	CX101	105	CX150	154
CX60	64	CX105	109	CX158	162
CX68	72	CX106	110	CX162	166
CX71	75	CX109	113	CX173	181
CX72	76	CX112	116	CX180	184
CX75	79	CX115	119	CX187	191
CX78	82	CX120	124	CX190	194
CX 81	85	CX123	127	CX195	199
CX85	89	CX128	132		
CX90	94	CX133	137		



Manufacturing Range :from 25" to 200"
 3VX250 is 24" outside 22" inside lenght
 Top width -3/8", Depth- 21/64"

WEDGE COGGED 3VX SECTION V-BELTS

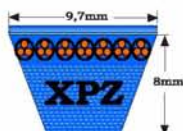
Part Number	Approx. Outside Length (in)	Part Number	Approx. Outside Length (in)	Part Number	Approx. Outside Length (in)
3VX 250	25	3VX 475	47,5	3VX 900	90
3VX 265	26,5	3VX 500	50	3VX 950	95
3VX 280	28	3VX 530	53	3VX 1000	100
3VX 300	30	3VX 560	56	3VX 1060	106
3VX 315	31,5	3VX 600	60	3VX 1120	112
3VX 335	33,5	3VX 630	63	3VX 1180	118
3VX 355	35,5	3VX 670	67	3VX 1250	125
3VX 375	37,5	3VX 710	71	3VX 1320	132
3VX 400	40	3VX 750	75	3VX 1400	140
3VX 425	42,5	3VX 800	80	3VX 1500	150
3VX 450	45	3VX 850	85		



Manufacturing Range:from 45" to 200"
 5VX450 is 40" outside 36,5" inside lenght
 Top width -5/8", Depth- 35/64"

METRIC COGGED 5VX SECTION V-BELTS

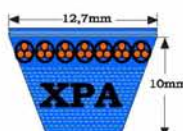
Part Number	Approx. Outside Length (in)	Part Number	Approx. Outside Length (in)	Part Number	Approx. Outside Length (in)
5VX 450	45	5VX 690	69	5VX 1060	106
5VX 470	47	5VX 710	71	5VX 1080	108
5VX 490	49	5VX 730	73	5VX 1120	112
5VX 500	50	5VX 740	74	5VX 1150	115
5VX 510	51	5VX 750	75	5VX 1160	116
5VX 530	53	5VX 780	78	5VX 1180	118
5VX 540	54	5VX 800	80	5VX 1230	123
5VX 550	55	5VX 810	81	5VX 1250	125
5VX 560	56	5VX 830	83	5VX 1320	132
5VX 570	57	5VX 840	84	5VX 1400	140
5VX 580	58	5VX 850	85	5VX 1500	150
5VX 590	59	5VX 860	86	5VX 1600	160
5VX 600	60	5VX 900	90	5VX 1700	170
5VX 610	61	5VX 930	93	5VX 1800	180
5VX 630	63	5VX 950	95	5VX 1900	190
5VX 650	65	5VX 960	96	5VX 2000	200
5VX 660	66	5VX 1000	100		
5VX 670	67	5VX 1000	100		
5VX 680	68	5VX 1030	103		



Manufacturing Range: from 630mm to 3810 mm
 XPZ900(Lw) is equal to 913mm Outside Circumferences (La)
 Top width -9,7 mm, Depth- 8 mm

METRIC COGGED XPZ SECTION V-BELTS

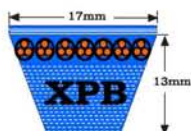
Part Number	Approx. Outside Length (in)	Part Number	Approx. Outside Length (in)	Part Number	Approx. Outside Length (in)
XPZ 630	643	XPZ 1220	1233	XPZ 2120	2133
XPZ 670	683	XPZ 1250	1263	XPZ 2160	2173
XPZ 710	723	XPZ 1270	1283	XPZ 2240	2253
XPZ 750	763	XPZ 1280	1293	XPZ 2280	2293
XPZ 760	773	XPZ 1320	1333	XPZ 2360	2373
XPZ 800	813	XPZ 1340	1353	XPZ 2410	2423
XPZ 850	863	XPZ 1360	1413	XPZ 2500	2513
XPZ 875	888	XPZ 1400	1433	XPZ 2540	2553
XPZ 900	913	XPZ 1420	1463	XPZ 2650	2663
XPZ 925	938	XPZ 1450	1483	XPZ 2670	2683
XPZ 940	953	XPZ 1470	1513	XPZ 2690	2703
XPZ 950	963	XPZ 1500	1533	XPZ 2800	2813
XPZ 1000	1013	XPZ 1250	1573	XPZ 2840	2853
XPZ 1010	1023	XPZ 1560	1613	XPZ 3000	3013
XPZ 1030	1043	XPZ 1600	1663	XPZ 3150	3163
XPZ 1060	1073	XPZ 1650	1713	XPZ 3170	3183
XPZ 1080	1093	XPZ 1700	1813	XPZ 3350	3363
XPZ 1090	1103	XPZ 1800	1863	XPZ 3450	3463
XPZ 1120	1133	XPZ 1850	1913	XPZ 3550	3563
XPZ 1150	1163	XPZ 1900	2013	XPZ 3810	3823
XPZ 1180	1193	XPZ 2000	2043		
XPZ 1200	1213	XPZ 2030	2043		



Manufacturing Range: from 800mm to 4500 mm
 XPA1000(Lw) is equal to 1018mm Outside Circumferences (La)
 Top width -12,7 mm, Depth- 10 mm

METRIC COGGED XPA SECTION V-BELTS

Part Number	Approx. Outside Length (in)	Part Number	Approx. Outside Length (in)	Part Number	Approx. Outside Length (in)
XPA 800	818	XPA 1650	1668	XPA 2432	2450
XPA 850	868	XPA 1700	1718	XPA 2482	2500
XPA 900	918	XPA 1750	1768	XPA 2500	2518
XPA 925	943	XPA 1800	1818	XPA 2532	2550
XPA 950	968	XPA 1832	1850	XPA 2582	2600
XPA 1000	1018	XPA 1850	1868	XPA 2607	2625
XPA 1060	1078	XPA 1900	1918	XPA 2632	2650
XPA 1090	1108	XPA 1950	1968	XPA 2650	2668
XPA 1120	1138	XPA 1957	1975	XPA 2682	2700
XPA 1150	1168	XPA 1982	2000	XPA 2732	2750
XPA 1180	1198	XPA 2000	2018	XPA 2782	2800
XPA 1220	1238	XPA 2032	2050	XPA 2800	2818
XPA 1250	1268	XPA 2057	2075	XPA 3000	3018
XPA 1280	1298	XPA 2060	2078	XPA 3150	3168
XPA 1320	1338	XPA 2120	2138	XPA 3350	3368
XPA 1360	1378	XPA 2160	2178	XPA 3550	3568
XPA 1400	1418	XPA 2180	2198	XPA 3750	3768
XPA 1450	1468	XPA 2182	2200	XPA 4000	4018
XPA 1500	1518	XPA 2240	2258	XPA 4250	4268
XPA 1532	1550	XPA 2282	2300	XPA 4500	4518
XPA 1550	1568	XPA 2300	2318		
XPA 1600	1618	XPA 2360	2378		



Manufacturing Range: from 1150mm to 4750 mm
 XPB1400 pitch length is 1422 mm
 Top width -17 mm, Depth- 13 mm

METRIC COGGED XPB SECTION V-BELTS

Part Number	Approx. Outside Length (in)	Part Number	Approx. Outside Length (in)	Part Number	Approx. Outside Length (in)
XPB 1150	1172	XPB 1900	1922	XPB 2840	2862
XPB 1200	1222	XPB 2000	2022	XPB 2900	2922
XPB 1250	1272	XPB 2020	2042	XPB 2920	2942
XPB 1260	1282	XPB 2060	2082	XPB 3000	3022
XPB 1320	1342	XPB 2120	2142	XPB 3150	3172
XPB 1340	1362	XPB 2150	2172	XPB 3170	3192
XPB 1370	1392	XPB 2180	2202	XPB 3250	3272
XPB 1400	1422	XPB 2240	2262	XPB 3350	3372
XPB 1410	1432	XPB 2280	2302	XPB 3550	3572
XPB 1450	1472	XPB 2360	2382	XPB 3750	3772
XPB 1500	1522	XPB 2410	2432	XPB 3800	3822
XPB 1525	1547	XPB 2440	2462	XPB 3870	3892
XPB 1550	1572	XPB 2500	2522	XPB 4000	4022
XPB 1600	1622	XPB 2530	2552	XPB 4060	4082
XPB 1650	1672	XPB 2610	2632	XPB 4250	4272
XPB 1700	1722	XPB 2650	2672	XPB 4310	4332
XPB 1750	1772	XPB 2680	2702	XPB 4500	4522
XPB 1800	1822	XPB 2740	2762	XPB 4560	4582
XPB 1850	1872	XPB 2800	2822	XPB 4750	4772

